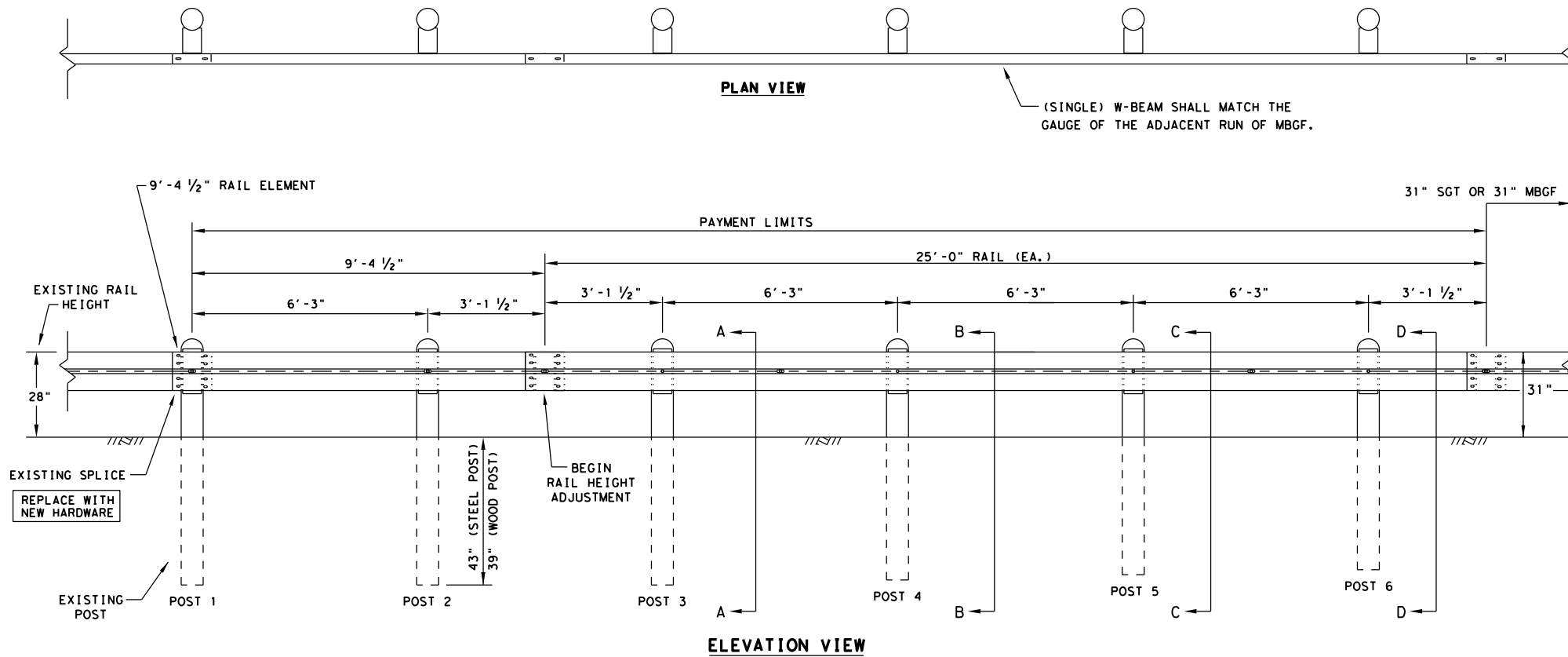


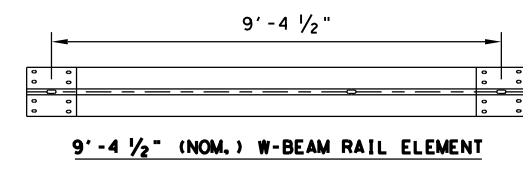
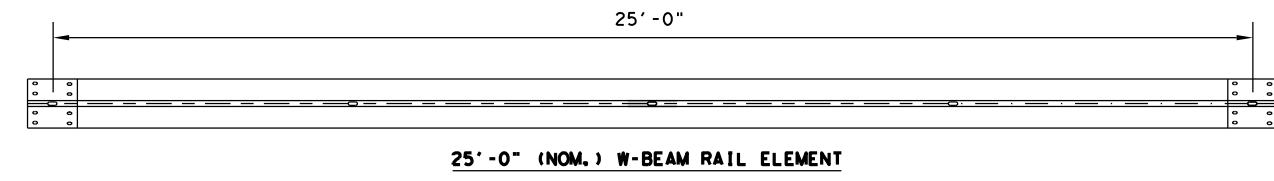
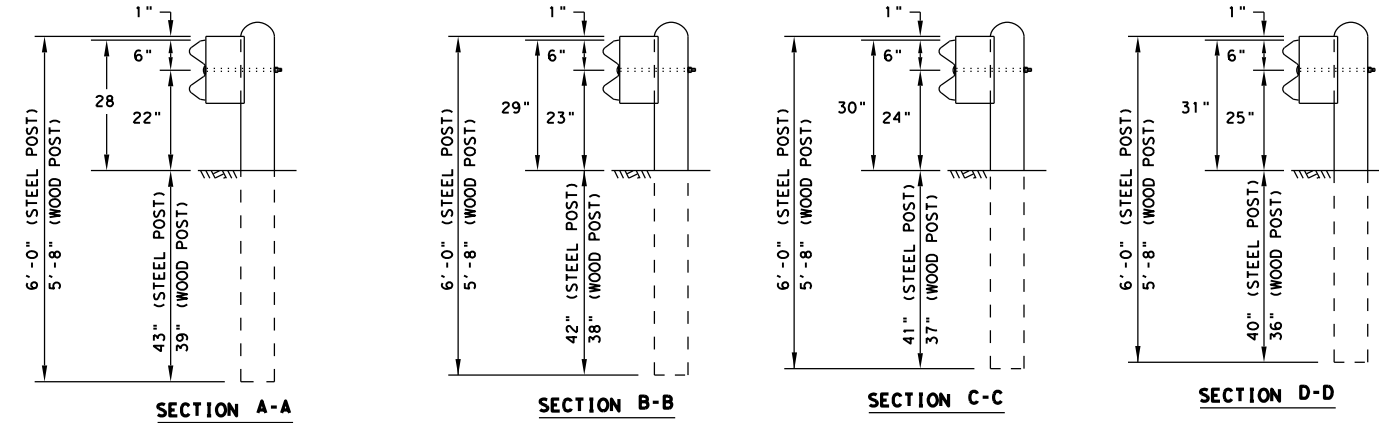
**GENERAL NOTES**

1. THE TYPE OF POST (ROUND WOOD POST, RECTANGULAR WOOD POST, OR STEEL POST) WILL BE AS SHOWN IN THE PLANS. THE EXACT POSITION OF MBGF SHALL BE AS SHOWN IN THE PLANS OR AS DIRECTED BY THE ENGINEER. STEEL POSTS TO BE GALVANIZED IN ACCORDANCE WITH ITEM 445, "GALVANIZING."
2. RAIL ELEMENT SHALL MEET THE REQUIREMENTS OF ITEM 540, "METAL BEAM GUARD FENCE" EXCEPT AS MODIFIED IN THE PLANS. THE CONTRACTOR MAY FURNISH RAIL ELEMENTS OF 25'-0", OR 12'-6" (NOM.) LENGTHS. RAIL ELEMENTS MAY HAVE SLOTTED HOLES AT 3'-1 1/2" C-C OR 6'-3" C-C. A SPECIAL LENGTH OF RAIL MAY BE MANUFACTURED TO ACCOMMODATE THE TRANSITION SECTIONS OF GUARDRAIL.
3. BUTTON HEAD "POST" BOLTS (ASTM A307) SHALL BE OF SUFFICIENT LENGTH TO EXTEND THROUGH THE FULL THICKNESS OF THE NUT (ASTM A563) AND 3/8" ROUND WASHER (ASTM F436) AND NOT MORE THAN 1" BEYOND IT. BUTTON HEAD "SPLICE" BOLTS (ASTM A307) ARE 5/8" X 1-1/4" WITH 3/8" NUTS (ASTM A563).
4. FITTINGS (BOLTS, NUTS, AND WASHERS) SHALL BE GALVANIZED IN ACCORDANCE WITH ITEM 445, "GALVANIZING." FITTINGS SHALL BE SUBSIDIARY TO THE BID ITEM REQUIRING CONSTRUCTION OF THE TRANSITION.
5. CROWN SHALL BE WIDENED TO ACCOMMODATE THE METAL BEAM GUARD FENCE.
6. THE LATERAL APPROACH TO THE GUARD FENCE, SHALL HAVE A MAXIMUM SLOPE OF 1V:10H.
7. IF SHOWN ELSEWHERE IN THE PLANS OR AS DIRECTED BY THE ENGINEER, THE GUARD FENCE MAY BE FLARED AT A RATE OF 25:1 OR FLATTER.
8. APPLICATIONS IN SOLID ROCK ARE ONLY ALLOWED WITH STEEL POSTS. SEE GF(31) STANDARD FOR INSTALLATION GUIDANCE.
9. POSTS SHALL NOT BE SET IN CONCRETE.
10. UNLESS OTHERWISE SHOWN IN THE PLANS, A COMPOSITE MATERIAL BLOCK THAT MEETS THE REQUIREMENTS OF DMS-7210, "COMPOSITE MATERIAL POSTS AND BLOCKS FOR METAL BEAM GUARD FENCE" MAY BE SUBSTITUTED FOR BLOCKS OF SIMILAR DIMENSIONS. THE CONSTRUCTION DIVISION, TxDOT MAINTAINS A MATERIAL PRODUCER LIST (MPL) FOR PRODUCERS OF MATERIALS CONFORMING TO DMS-7210. ONLY PRODUCERS ON THE MPL MAY FURNISH COMPOSITE MATERIAL BLOCKS.
11. REFER TO STANDARD GF(31) FOR ADDITIONAL DETAILS.
12. RAIL HEIGHT ADJUSTMENT IS ASSESSED AT TL-3 MASH COMPLIANT FOR STEEL POST HEIGHT TRANSITION TO 28" STEEL POST GUARDRAIL.



**ELEVATION VIEW**

\* "WOOD" INDICATES DIMENSIONS FOR BOTH ROUND AND RECTANGULAR WOOD POST SYSTEMS.

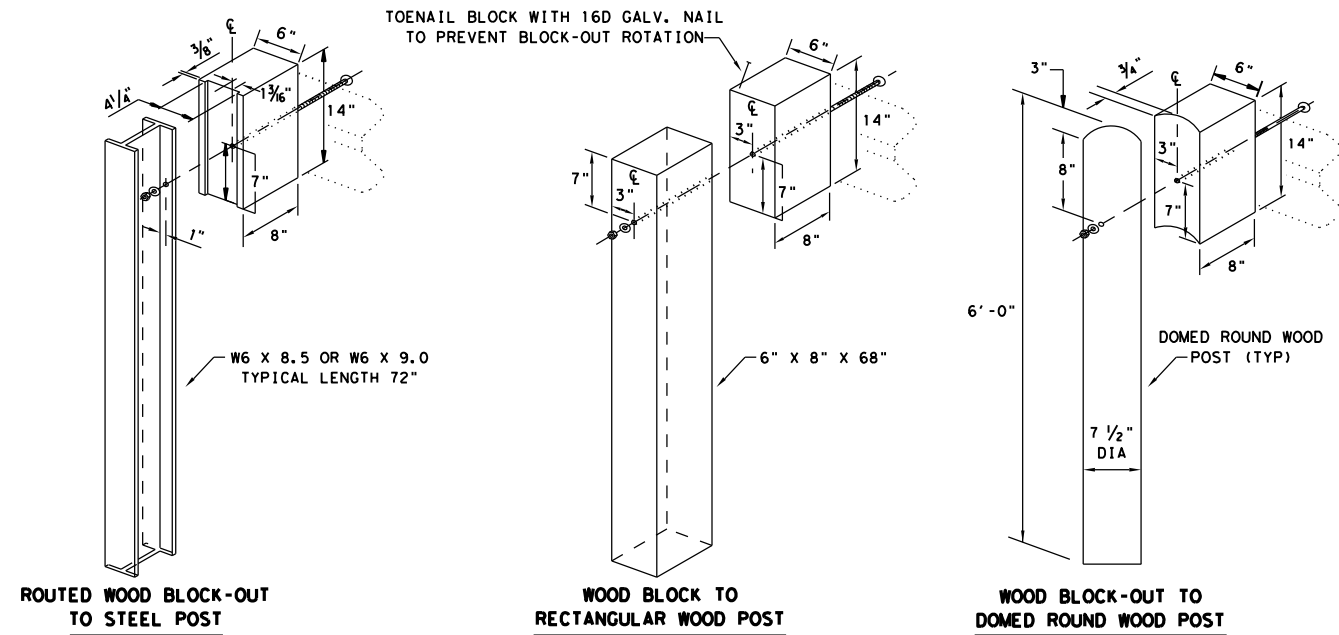


HARDWARE LIST	
QTY	DESCRIPTION
1	9'-4 1/2" W-BEAM RAIL ELEMENT 12GA.
1	25'-0" W-BEAM RAIL ELEMENT 12GA. (TYP)
6	7 1/2" DIA X 6'-0" DOMED ROUND WOOD POSTS (TYP)
6	6" X 8" X 68" RECTANGULAR WOOD POSTS (TYP)
6	W6 X 8.5 OR W6 X 9 X 72" STEEL POSTS (TYP)
6	6" X 8" X 14" WOOD BLOCKS OR COMPOSITE (TYP)
6	5/8" X 18" GUARDRAIL BOLTS WITH NUTS (FBB04)
6	5/8" ROUND WASHERS (ASTM F436) (FWC16a)
6	5/8" X 10" GUARDRAIL BOLTS WITH NUTS (FBB03)
24	5/8" X 1-1/4" GUARDRAIL SPLICE BOLTS WITH DOUBLE RECESSED NUTS (ASTM A563) (FBB01)

POST AND BLOCK-OUT TYPES AVAILABLE

FOR WOOD POST

FOR STEEL POST



NOTE: HARDWARE SHALL MEET THE FOLLOWING REQUIREMENTS.  
 GUARDRAIL POST BOLTS (ASTM A307 GR. A)  
 GUARDRAIL ROUND WASHERS (ASTM F436)  
 GUARDRAIL DOUBLE RECESSED NUTS (ASTM A563)  
 GUARDRAIL SPLICE BOLTS (ASTM A307 GR. A)  
 GUARDRAIL SPLICE NUTS (ASTM A563)

**Texas Department of Transportation**  
 Design Division Standard

**METAL BEAM GUARD FENCE  
 RAIL HEIGHT ADJUSTMENT  
 (28" TO 31")  
 TL-3 MASH COMPLIANT  
 RAIL-ADJ(A)-19**

FILE: railadj019	DN: TxDOT	CK: KM	DW: VP	CK: CGL/AG
© TxDOT: NOVEMBER 2019	CONT	SECT	JOB	HIGHWAY
REVISIONS				
DIST	COUNTY		SHEET NO.	